

MONTHLY REPORT OF DISBURSEMENTS  
For the month of October 2019

Department : Department of Science and Technology (DOST)  
Agency/Entity : Philippine Council for Agriculture, Aquatic and Natural Resources Research and Development  
Operating Unit : ~~Not applicable~~  
Organization Code : 19 011 000000  
Fund Cluster : 01 Regular Agency Fund

Particulars	Current Year Budget					Prior Year's Budget										Current Year's Accounts Payable					SUB-TOTAL	True Liabilities				Grand Total				
	PS	MOOE	FinEx	CO	TOTAL	Prior Year's Accounts Payable					Current Year's Accounts Payable					TOTAL	PS	MOOE	CO	TOTAL		PS	MOOE	FinEx	CO	TOTAL				
						PS	MOOE	FinEx	CO	Sub-Total	PS	MOOE	FinEx	CO	Sub-Total												PS	MOOE	CO	TOTAL
1	2	3	4	5	6=(2+3+4+5)	7	8	9	10	11=(7+8+9+10)	12	13	14	15	16=(12+13+14+15)	17=(1+16)	18=(8+17)	19	20	21	22=(19+20+21)	23	24	25	26	27=(23+24+25+26)				
CASH DISBURSEMENTS	10,687,963.35	12,277,947.82	0.00	0.00	22,965,911.17	0.00	51,920.00	0.00	0.00	51,920.00	357.25	37,810,892.15	0.00	2,045,961.93	39,857,211.33	39,909,131.33	62,855,042.50	0.00	3,243,640.34	0.00	3,243,640.34	10,688,326.62	53,384,400.31	0.00	2,045,961.93	66,058,682.94				
Notice of Cash Allocation (NCA)	10,687,963.35	12,277,947.82	0.00	0.00	22,965,911.17	0.00	51,920.00	0.00	0.00	51,920.00	357.25	37,810,892.15	0.00	2,045,961.93	39,857,211.33	39,909,131.33	62,855,042.50	0.00	3,243,640.34	0.00	3,243,640.34	10,688,326.62	53,384,400.31	0.00	2,045,961.93	66,058,682.94				
NCA Checks Issued	2,105,432.49	1,383,310.39	0.00	0.00	3,488,742.88	0.00	3,920.00	0.00	0.00	3,920.00	0.00	868,156.30	0.00	0.00	868,156.30	872,276.30	4,390,821.18	0.00	54,584.73	0.00	54,584.73	2,105,432.49	2,309,973.42	0.00	0.00	4,415,405.91				
Advice to Debit Account	8,582,530.86	10,894,637.43	0.00	0.00	19,477,168.29	0.00	48,000.00	0.00	0.00	48,000.00	357.25	38,042,733.01	0.00	2,045,961.93	38,989,053.03	39,037,553.03	58,494,221.32	0.00	3,189,055.81	0.00	3,189,055.81	8,582,530.86	11,074,426.88	0.00	2,045,961.93	61,663,276.93				
Notice of Transfer Allocations (NTA)	0.00	0.00	0.00	0.00	0.00	0.00	0.00	0.00	0.00	0.00	0.00	0.00	0.00	0.00	0.00	0.00	0.00	0.00	0.00	0.00	0.00	0.00	0.00	0.00	0.00	0.00				
NCA Checks Issued	0.00	0.00	0.00	0.00	0.00	0.00	0.00	0.00	0.00	0.00	0.00	0.00	0.00	0.00	0.00	0.00	0.00	0.00	0.00	0.00	0.00	0.00	0.00	0.00	0.00	0.00				
Advice to Debit Account	0.00	0.00	0.00	0.00	0.00	0.00	0.00	0.00	0.00	0.00	0.00	0.00	0.00	0.00	0.00	0.00	0.00	0.00	0.00	0.00	0.00	0.00	0.00	0.00	0.00	0.00				
Working Fund for FAPs	0.00	0.00	0.00	0.00	0.00	0.00	0.00	0.00	0.00	0.00	0.00	0.00	0.00	0.00	0.00	0.00	0.00	0.00	0.00	0.00	0.00	0.00	0.00	0.00	0.00	0.00				
Cash Disbursement Ceiling (CDC)	0.00	0.00	0.00	0.00	0.00	0.00	0.00	0.00	0.00	0.00	0.00	0.00	0.00	0.00	0.00	0.00	0.00	0.00	0.00	0.00	0.00	0.00	0.00	0.00	0.00	0.00				
TOTAL CASH DISBURSEMENTS	10,687,963.35	12,277,947.82	0.00	0.00	22,965,911.17	0.00	51,920.00	0.00	0.00	51,920.00	357.25	37,810,892.15	0.00	2,045,961.93	39,857,211.33	39,909,131.33	62,855,042.50	0.00	3,243,640.34	0.00	3,243,640.34	10,688,326.62	53,384,400.31	0.00	2,045,961.93	66,058,682.94				
NON-CASH DISBURSEMENTS	0.00	0.00	0.00	0.00	0.00	0.00	0.00	0.00	0.00	0.00	957,341.08	202,737.26	0.00	152,814.28	1,312,692.62	1,312,692.62	1,312,692.62	1,312,692.62	0.00	0.00	0.00	957,341.08	202,737.26	0.00	152,814.28	1,312,692.62				
Tax Remittance Advances Issued (TRA)	0.00	0.00	0.00	0.00	0.00	0.00	0.00	0.00	0.00	0.00	957,341.08	202,737.26	0.00	152,814.28	1,312,692.62	1,312,692.62	1,312,692.62	1,312,692.62	0.00	0.00	0.00	957,341.08	202,737.26	0.00	152,814.28	1,312,692.62				
Non-Cash Availment Authority (NCAA)	0.00	0.00	0.00	0.00	0.00	0.00	0.00	0.00	0.00	0.00	0.00	0.00	0.00	0.00	0.00	0.00	0.00	0.00	0.00	0.00	0.00	0.00	0.00	0.00	0.00	0.00				
Disbursements effected through outright deductions from claims (please specify...)	0.00	0.00	0.00	0.00	0.00	0.00	0.00	0.00	0.00	0.00	0.00	0.00	0.00	0.00	0.00	0.00	0.00	0.00	0.00	0.00	0.00	0.00	0.00	0.00	0.00	0.00				
Overpayment of expenses (e.g. personnel benefits)	0.00	0.00	0.00	0.00	0.00	0.00	0.00	0.00	0.00	0.00	0.00	0.00	0.00	0.00	0.00	0.00	0.00	0.00	0.00	0.00	0.00	0.00	0.00	0.00	0.00	0.00				
Restitution for loss of government property	0.00	0.00	0.00	0.00	0.00	0.00	0.00	0.00	0.00	0.00	0.00	0.00	0.00	0.00	0.00	0.00	0.00	0.00	0.00	0.00	0.00	0.00	0.00	0.00	0.00	0.00				
Liquidated damages and similar claims	0.00	0.00	0.00	0.00	0.00	0.00	0.00	0.00	0.00	0.00	0.00	0.00	0.00	0.00	0.00	0.00	0.00	0.00	0.00	0.00	0.00	0.00	0.00	0.00	0.00	0.00				
Others (TEF, BTR-Documentary Stamp, Tax, etc.)	0.00	0.00	0.00	0.00	0.00	0.00	0.00	0.00	0.00	0.00	0.00	0.00	0.00	0.00	0.00	0.00	0.00	0.00	0.00	0.00	0.00	0.00	0.00	0.00	0.00	0.00				
TOTAL NON-CASH DISBURSEMENTS	0.00	0.00	0.00	0.00	0.00	0.00	0.00	0.00	0.00	0.00	957,341.08	202,737.26	0.00	152,814.28	1,312,692.62	1,312,692.62	1,312,692.62	1,312,692.62	0.00	0.00	0.00	957,341.08	202,737.26	0.00	152,814.28	1,312,692.62				
GRAND TOTAL	10,687,963.35	12,277,947.82	0.00	0.00	22,965,911.17	0.00	51,920.00	0.00	0.00	51,920.00	957,693.33	38,013,629.41	0.00	2,198,776.21	41,169,003.95	41,221,623.95	64,167,735.12	0.00	3,243,640.34	0.00	3,243,640.34	11,625,681.68	53,587,137.57	0.00	2,198,776.21	67,411,375.46				

Particulars	Previous Report	This Month	As at Date
(1)	(2)	(3)	(4)
Total Disbursement Authorities Received	0.00	0.00	0.00
NCA	1,120,314,113.00	124,937,000.00	1,245,251,113.00
NTA	0.00	0.00	0.00
Working Fund	0.00	0.00	0.00
TRA	11,308,491.67	1,312,692.62	12,711,184.29
CDC	0.00	0.00	0.00
NCAA	0.00	0.00	0.00
Less: Notice of Transfer of Allocations (NTA)* Issued	0.00	0.00	0.00
Total Disbursement Authorities Available	1,131,712,604.67	126,249,692.62	1,257,962,297.29
Less:	0.00	0.00	0.00
Lapsed NCA	156,248,918.60	265,308,564.71	421,557,483.31
Disbursements	704,032,439.91	67,411,375.46	771,443,815.37
Less: Other Non-Cash Disbursements	0.00	0.00	0.00
Disbursements effected through outright deductions from claims	0.00	0.00	0.00
Overpayment of expenses (e.g. personnel benefits)	0.00	0.00	0.00
Restitution for loss of government property	0.00	0.00	0.00
Liquidated damages and similar claims	0.00	0.00	0.00
Others (e.g. TEF, BTR, Docs Stamp, etc.)	0.00	0.00	0.00
Add: Less: Adjustments (e.g. canceled/voided checks)	0.00	0.00	0.00
Balance of Disbursement Authorities as at date	271,431,246.16	(208,470,247.55)	64,960,998.61
Total Disbursements Program	1,209,453,472.00	61,907,000.00	1,271,360,472.00
Less: Actual Disbursements	704,032,439.91	67,411,375.46	771,443,815.37
(Over)/Under spending	505,421,032.09	(5,304,375.46)	499,916,656.63

Notes: \* The use of NTA is discouraged  
Notes: \*\* Amounts should tally with the grand total disbursement (column 27).

Certified Correct:  
BOSQUE CAROLINA DELOS TRINOS  
Section Chief Accountant  
Date: 05-Nov-2019

Recommending Approval:  
DEMETRIO M. CINCO  
Director of Financial Management Service (FMS) or Equivalent  
Date: 05-Nov-2019

Approved By:  
EBORA REYNALDO VALENCIA  
Agency/Entity Head or Authorized Representative  
Date: 05-Nov-2019

MONTHLY REPORT OF DISBURSEMENTS  
For the month of November 2019

Department : Department of Science and Technology (DOST)  
Agency/Entity : Philippine Council for Agriculture, Aquatic and Natural Resources Research and  
Operating Unit : ~~Philippine Council for Agriculture, Aquatic and Natural Resources Research and~~  
Organization Code : 19 011 000000  
Fund Cluster : 01 Regular Agency Fund

Particulars	Current Year Budget					Prior Year's Accounts Payable					Prior Year's Budget					TOTAL	SUB-TOTAL	Trust Liabilities				Grand Total				
	PS	MOOE	FinEx	CO	TOTAL	PS	MOOE	FinEx	CO	Sub-Total	PS	MOOE	FinEx	CO	Sub-Total			PS	MOOE	CO	TOTAL	PS	MOOE	FinEx	CO	TOTAL
	2	3	4	5	5=(2+3+4+5)	7	8	9	10	11=(7+8+9+10)	12	13	14	15	16=(12+13+14+15)			17=(11+16)	18=(6+17)	19	20	21	22=(19+20+21)	23	24	25
CASH DISBURSEMENTS	21,457,319.09	14,611,280.27	0.00	0.00	36,068,599.36	0.00	2,875,498.00	0.00	0.00	2,875,498.00	756,264.44	37,716,820.99	0.00	74,593.88	38,547,679.31	41,418,177.31	77,486,746.67	0.00	2,291,390.34	0.00	2,291,390.34	22,213,563.53	57,489,939.60	0.00	74,593.88	79,778,137.01
Notice of Cash Allocation (NCA)	21,457,319.09	14,611,280.27	0.00	0.00	36,068,599.36	0.00	2,875,498.00	0.00	0.00	2,875,498.00	756,264.44	37,716,820.99	0.00	74,593.88	38,547,679.31	41,418,177.31	77,486,746.67	0.00	2,291,390.34	0.00	2,291,390.34	22,213,563.53	57,489,939.60	0.00	74,593.88	79,778,137.01
MDIS Checks Issued	0.00	465,731.85	0.00	0.00	465,731.85	0.00	0.00	0.00	0.00	0.00	0.00	1,071,538.01	0.00	0.00	1,071,538.01	1,071,538.01	1,537,289.26	0.00	268,772.19	0.00	268,772.19	0.00	1,794,042.01	0.00	0.00	1,794,042.01
Advice to Debit Account	21,457,319.09	14,145,518.42	0.00	0.00	35,602,837.51	0.00	2,875,498.00	0.00	0.00	2,875,498.00	756,264.44	36,845,282.68	0.00	74,593.88	37,476,141.39	40,346,639.30	75,946,476.81	0.00	2,034,618.19	0.00	2,034,618.19	22,213,563.53	56,695,917.55	0.00	74,593.88	77,684,095.00
Notice of Transfer Allocations (NTA)	0.00	0.00	0.00	0.00	0.00	0.00	0.00	0.00	0.00	0.00	0.00	0.00	0.00	0.00	0.00	0.00	0.00	0.00	0.00	0.00	0.00	0.00	0.00	0.00	0.00	0.00
MDIS Checks Issued	0.00	0.00	0.00	0.00	0.00	0.00	0.00	0.00	0.00	0.00	0.00	0.00	0.00	0.00	0.00	0.00	0.00	0.00	0.00	0.00	0.00	0.00	0.00	0.00	0.00	0.00
Advice to Debit Account	0.00	0.00	0.00	0.00	0.00	0.00	0.00	0.00	0.00	0.00	0.00	0.00	0.00	0.00	0.00	0.00	0.00	0.00	0.00	0.00	0.00	0.00	0.00	0.00	0.00	0.00
Working Fund for FAPs	0.00	0.00	0.00	0.00	0.00	0.00	0.00	0.00	0.00	0.00	0.00	0.00	0.00	0.00	0.00	0.00	0.00	0.00	0.00	0.00	0.00	0.00	0.00	0.00	0.00	0.00
Cash Disbursement Ceiling (CDC)	0.00	0.00	0.00	0.00	0.00	0.00	0.00	0.00	0.00	0.00	0.00	0.00	0.00	0.00	0.00	0.00	0.00	0.00	0.00	0.00	0.00	0.00	0.00	0.00	0.00	0.00
TOTAL CASH DISBURSEMENTS	21,457,319.09	14,611,280.27	0.00	0.00	36,068,599.36	0.00	2,875,498.00	0.00	0.00	2,875,498.00	756,264.44	37,716,820.99	0.00	74,593.88	38,547,679.31	41,418,177.31	77,486,746.67	0.00	2,291,390.34	0.00	2,291,390.34	22,213,563.53	57,489,939.60	0.00	74,593.88	79,778,137.01
NON-CASH DISBURSEMENTS	0.00	0.00	0.00	0.00	0.00	0.00	0.00	0.00	0.00	0.00	0.00	874,273.50	390,780.44	0.00	115,809.17	1,350,863.11	1,350,863.11	0.00	0.00	0.00	0.00	874,273.50	390,780.44	0.00	115,809.17	1,350,863.11
Tax Remittance Advances Issued (TRA)	0.00	0.00	0.00	0.00	0.00	0.00	0.00	0.00	0.00	0.00	0.00	874,273.50	390,780.44	0.00	115,809.17	1,350,863.11	1,350,863.11	0.00	0.00	0.00	0.00	874,273.50	390,780.44	0.00	115,809.17	1,350,863.11
Non-Cash Availment Authority (NCAA)	0.00	0.00	0.00	0.00	0.00	0.00	0.00	0.00	0.00	0.00	0.00	0.00	0.00	0.00	0.00	0.00	0.00	0.00	0.00	0.00	0.00	0.00	0.00	0.00	0.00	0.00
Disbursements effected through outright deductions from claims (please specify...)	0.00	0.00	0.00	0.00	0.00	0.00	0.00	0.00	0.00	0.00	0.00	0.00	0.00	0.00	0.00	0.00	0.00	0.00	0.00	0.00	0.00	0.00	0.00	0.00	0.00	0.00
Overpayment of expenses (e.g. personal benefits)	0.00	0.00	0.00	0.00	0.00	0.00	0.00	0.00	0.00	0.00	0.00	0.00	0.00	0.00	0.00	0.00	0.00	0.00	0.00	0.00	0.00	0.00	0.00	0.00	0.00	0.00
Restitution for loss of government property	0.00	0.00	0.00	0.00	0.00	0.00	0.00	0.00	0.00	0.00	0.00	0.00	0.00	0.00	0.00	0.00	0.00	0.00	0.00	0.00	0.00	0.00	0.00	0.00	0.00	0.00
Liquidated damages and similar claims	0.00	0.00	0.00	0.00	0.00	0.00	0.00	0.00	0.00	0.00	0.00	0.00	0.00	0.00	0.00	0.00	0.00	0.00	0.00	0.00	0.00	0.00	0.00	0.00	0.00	0.00
Others (TEF, BTR-Documentary Stamp Tax, etc.)	0.00	0.00	0.00	0.00	0.00	0.00	0.00	0.00	0.00	0.00	0.00	0.00	0.00	0.00	0.00	0.00	0.00	0.00	0.00	0.00	0.00	0.00	0.00	0.00	0.00	0.00
TOTAL NON-CASH DISBURSEMENTS	0.00	0.00	0.00	0.00	0.00	0.00	0.00	0.00	0.00	0.00	0.00	874,273.50	390,780.44	0.00	115,809.17	1,350,863.11	1,350,863.11	0.00	0.00	0.00	0.00	874,273.50	390,780.44	0.00	115,809.17	1,350,863.11
GRAND TOTAL	21,457,319.09	14,611,280.27	0.00	0.00	36,068,599.36	0.00	2,875,498.00	0.00	0.00	2,875,498.00	756,264.44	38,077,601.43	0.00	190,403.05	39,898,542.42	42,769,040.42	78,837,609.78	0.00	2,291,390.34	0.00	2,291,390.34	23,087,837.03	57,850,740.04	0.00	190,403.05	81,129,002.12

SUMMARY

Particulars	Previous Report	This Month	As at Date
(1)	(2)	(3)	(4)
Total Disbursement Authorities Received	1,287,062,207.29	139,696,017.11	1,397,658,314.40
NCA	1,245,251,113.00	138,345,154.00	1,383,596,267.00
NTA	0.00	0.00	0.00
Working Fund	0.00	0.00	0.00
TRA	12,711,164.29	1,350,863.11	14,062,047.40
CDC	0.00	0.00	0.00
NCAA	0.00	0.00	0.00
Less: Notice of Transfer of Allocations (NTA)* Issued	0.00	0.00	0.00
Total Disbursement Authorities Available	1,287,062,207.29	139,696,017.11	1,397,658,314.40
Less:	0.00	0.00	0.00
Lapsed NCA	421,557,463.31	0.00	421,557,463.31
Disbursements	771,443,815.37	81,129,000.12	852,572,815.49
Less: Other Non-Cash Disbursements	0.00	0.00	0.00
Disbursements effected through outright deductions from claims	0.00	0.00	0.00
Overpayment of expenses (e.g. personal benefits)	0.00	0.00	0.00
Restitution for loss of government property	0.00	0.00	0.00
Liquidated damages and similar claims	0.00	0.00	0.00
Others (e.g. TEF, BTR, Docs Stamp, etc.)	0.00	0.00	0.00
Adjustments (e.g. cancelled/delisted checks)	0.00	0.00	0.00
Balance of Disbursement Authorities as at date	64,905,696.61	58,567,016.99	123,528,015.60
Total Disbursements Program	1,271,365,472.00	84,861,517.00	1,356,221,989.00
Less: Actual Disbursements	771,443,815.37	81,129,000.12	852,572,815.49
(Over)/Under spending	499,916,856.63	3,732,616.88	503,649,173.51

Notes: \* The use of NTA is discouraged  
Notes: \*\* Amounts should tally with the grand total disbursement (column 27).


Certified Correct:

  
BOSQUE CAROLINA DELOS TRINOS  
Section Chief Accountant  
Date: 04-Dec-2019

Recommending Approval:

  
CICO DEMETRIO MORENO  
Director of Financial Management Service (FMS) or Equivalent  
Date: 04-Dec-2019

Approved by:

  
EBONA REYNALDO VALENCIA  
Agency/Entity Head or Authorized Representative  
Date: 04-Dec-2019



MONTHLY REPORT OF DISBURSEMENTS  
For the month of December 2019

Department : Department of Science and Technology (DOST)  
Agency/Entity : Philippine Council for Agriculture, Aquatic and Natural Resources Research and Development  
Operating Unit : Division Office - Marikina  
Organization Code : 19 011 000000  
Fund Cluster : 01 Regular Agency Fund


Particulars	Current Year Budget					Prior Year's Budget										Prior Year's Accounts Payable					Current Year's Accounts Payable					Trust Liabilities					Grand Total				
	PS	MOOE	FinEx	CO	TOTAL	PS	MOOE	FinEx	CO	Sub-Total	PS	MOOE	FinEx	CO	Sub-Total	TOTAL	SUB-TOTAL	PS	MOOE	CO	TOTAL	PS	MOOE	FinEx	CO	TOTAL									
	2	3	4	5	6=(2+3+4+5)	7	8	9	10	11=(7+8+9+10)	12	13	14	15	16=(12+13+14+15)	17=(11+16)	18=(9+17)	19	20	21	22=(19+20+21)	23	24	25	26	27=(23+24+25+26)									
CASH DISBURSEMENTS	14,543,656.60	20,983,392.32	0.00	0.00	35,527,048.92	0.00	3,576,156.72	0.00	160,944.81	3,737,101.53	4,151,312.72	71,928,465.96	0.00	0.00	76,079,776.68	76,816,880.21	115,343,929.13	0.00	7,657,616.07	0.00	7,657,616.07	16,694,969.32	104,145,631.07	0.00	160,944.81	123,001,545.20									
Notice of Cash Allocation (NCA)	14,543,656.60	20,983,392.32	0.00	0.00	35,527,048.92	0.00	3,576,156.72	0.00	160,944.81	3,737,101.53	4,151,312.72	71,928,465.96	0.00	0.00	76,079,776.68	76,816,880.21	115,343,929.13	0.00	7,657,616.07	0.00	7,657,616.07	16,694,969.32	104,145,631.07	0.00	160,944.81	123,001,545.20									
MDS Checks Issued	0.00	574,440.03	0.00	0.00	574,440.03	0.00	0.00	0.00	0.00	0.00	0.00	0.00	0.00	0.00	0.00	0.00	0.00	0.00	0.00	0.00	0.00	0.00	0.00	0.00	0.00	0.00									
Advice to Debit Account	14,543,656.60	20,408,952.29	0.00	0.00	34,952,608.89	0.00	3,576,156.72	0.00	160,944.81	3,737,101.53	4,136,542.72	70,374,146.91	0.00	0.00	74,509,689.63	76,246,791.16	113,199,400.82	0.00	7,590,869.32	0.00	7,590,869.32	16,676,199.32	101,959,114.22	0.00	160,944.81	120,790,259.35									
Notice of Transfer Allocations (NTA)	0.00	0.00	0.00	0.00	0.00	0.00	0.00	0.00	0.00	0.00	0.00	0.00	0.00	0.00	0.00	0.00	0.00	0.00	0.00	0.00	0.00	0.00	0.00	0.00	0.00	0.00									
MDS Checks Issued	0.00	0.00	0.00	0.00	0.00	0.00	0.00	0.00	0.00	0.00	0.00	0.00	0.00	0.00	0.00	0.00	0.00	0.00	0.00	0.00	0.00	0.00	0.00	0.00	0.00	0.00									
Advice to Debit Account	0.00	0.00	0.00	0.00	0.00	0.00	0.00	0.00	0.00	0.00	0.00	0.00	0.00	0.00	0.00	0.00	0.00	0.00	0.00	0.00	0.00	0.00	0.00	0.00	0.00	0.00									
Working Fund for FAPs	0.00	0.00	0.00	0.00	0.00	0.00	0.00	0.00	0.00	0.00	0.00	0.00	0.00	0.00	0.00	0.00	0.00	0.00	0.00	0.00	0.00	0.00	0.00	0.00	0.00	0.00									
Cash Disbursement Ceiling (CDC)	0.00	0.00	0.00	0.00	0.00	0.00	0.00	0.00	0.00	0.00	0.00	0.00	0.00	0.00	0.00	0.00	0.00	0.00	0.00	0.00	0.00	0.00	0.00	0.00	0.00	0.00									
TOTAL CASH DISBURSEMENTS	14,543,656.60	20,983,392.32	0.00	0.00	35,527,048.92	0.00	3,576,156.72	0.00	160,944.81	3,737,101.53	4,151,312.72	71,928,465.96	0.00	0.00	76,079,776.68	76,816,880.21	115,343,929.13	0.00	7,657,616.07	0.00	7,657,616.07	16,694,969.32	104,145,631.07	0.00	160,944.81	123,001,545.20									
NON-CASH DISBURSEMENTS	0.00	0.00	0.00	0.00	0.00	0.00	0.00	0.00	0.00	0.00	0.00	0.00	0.00	0.00	0.00	0.00	0.00	0.00	0.00	0.00	0.00	0.00	0.00	0.00	0.00	0.00									
Tax Remittance Advances Issued (TRA)	0.00	0.00	0.00	0.00	0.00	0.00	0.00	0.00	0.00	0.00	0.00	0.00	0.00	0.00	0.00	0.00	0.00	0.00	0.00	0.00	0.00	0.00	0.00	0.00	0.00	0.00									
Non-Cash Availment Authority (NCAA)	0.00	0.00	0.00	0.00	0.00	0.00	0.00	0.00	0.00	0.00	0.00	0.00	0.00	0.00	0.00	0.00	0.00	0.00	0.00	0.00	0.00	0.00	0.00	0.00	0.00	0.00									
Disbursements effected through outright deductions from claims (disburse, specific...)	0.00	0.00	0.00	0.00	0.00	0.00	0.00	0.00	0.00	0.00	0.00	0.00	0.00	0.00	0.00	0.00	0.00	0.00	0.00	0.00	0.00	0.00	0.00	0.00	0.00	0.00									
Overpayment of expenses (e.g. personnel benefits)	0.00	0.00	0.00	0.00	0.00	0.00	0.00	0.00	0.00	0.00	0.00	0.00	0.00	0.00	0.00	0.00	0.00	0.00	0.00	0.00	0.00	0.00	0.00	0.00	0.00	0.00									
Restitution for loss of government property	0.00	0.00	0.00	0.00	0.00	0.00	0.00	0.00	0.00	0.00	0.00	0.00	0.00	0.00	0.00	0.00	0.00	0.00	0.00	0.00	0.00	0.00	0.00	0.00	0.00	0.00									
Liquidated damages and similar claims	0.00	0.00	0.00	0.00	0.00	0.00	0.00	0.00	0.00	0.00	0.00	0.00	0.00	0.00	0.00	0.00	0.00	0.00	0.00	0.00	0.00	0.00	0.00	0.00	0.00	0.00									
Others (YER, BTR-Documentary Stamp Tax, etc.)	0.00	0.00	0.00	0.00	0.00	0.00	0.00	0.00	0.00	0.00	0.00	0.00	0.00	0.00	0.00	0.00	0.00	0.00	0.00	0.00	0.00	0.00	0.00	0.00	0.00	0.00									
TOTAL NON-CASH DISBURSEMENTS	0.00	0.00	0.00	0.00	0.00	0.00	0.00	0.00	0.00	0.00	0.00	0.00	0.00	0.00	0.00	0.00	0.00	0.00	0.00	0.00	0.00	0.00	0.00	0.00	0.00	0.00									
GRAND TOTAL	14,543,656.60	20,983,392.32	0.00	0.00	35,527,048.92	0.00	3,576,156.72	0.00	160,944.81	3,737,101.53	4,152,283.97	72,032,409.66	0.00	0.00	77,154,693.63	80,691,795.16	116,418,844.38	0.00	7,657,616.07	0.00	7,657,616.07	16,665,940.57	104,249,574.72	0.00	160,944.81	123,001,545.20									

SUMMARY

Particulars	Previous Report	This Month	As at Date
(1)	(2)	(3)	(4)
Total Disbursement Authorities Received	1,387,659,314.40	136,543,110.95	1,524,201,425.35
NCA	1,383,696,287.00	135,468,199.00	1,519,064,486.00
NTA	0.00	0.00	0.00
Working Fund	0.00	0.00	0.00
TRA	14,062,047.40	1,074,914.95	15,136,962.35
CDC	0.00	0.00	0.00
NCAA	0.00	0.00	0.00
Less: Notice of Transfer of Allocations (NTA)* issued	0.00	0.00	0.00
Total Disbursement Authorities Available	1,397,659,314.40	136,543,110.95	1,534,201,425.35
Less:	0.00	0.00	0.00
Lapsed NCA	421,557,463.31	0.00	421,557,463.31
Disbursements	892,572,815.49	124,076,460.15	976,649,275.64
Less: Other Non-Cash Disbursements	0.00	0.00	0.00
Disbursements effected through outright deductions from claims	0.00	0.00	0.00
Overpayment of expenses (e.g. personnel benefits)	0.00	0.00	0.00
Restitution for loss of government property	0.00	0.00	0.00
Liquidated damages and similar claims	0.00	0.00	0.00
Others (e.g. TEF, BTR, Docs Stamp, etc.)	0.00	0.00	0.00
Add: Less: Adjustments (e.g. canceled/cashed checks)	0.00	0.00	0.00
Balance of Disbursement Authorities as at date	123,528,015.60	12,466,650.80	135,994,666.40
Total Disbursements Program	1,366,221,989.00	34,208,000.00	1,390,429,989.00
Less: *Actual Disbursements	892,572,815.49	124,076,460.15	976,649,275.64
(Over)/Under spending	503,649,173.51	(-89,868,460.15)	413,780,713.36

Notes: \* The use of NTA is discouraged  
Notes: \*\* Amounts should tally with the grand total disbursement (column 27).

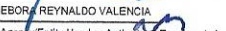
Certified Correct:

  
BOSQUE ARROLINA DELOS TRINOS  
Section Chief Accountant  
Date: 06-Jan-2020

Recommending Approval:

  
CINCIO DEMETRIO MORENO  
Director of Financial Management Service (FMS) or Equivalent  
Date: 06-Jan-2020

Approved By:

  
EBORA REYNALDO VALENCIA  
Agency/Entity Head or Authorized Representative  
Date: 07-Jan-2020