

QUARTERLY PHYSICAL REPORT OF OPERATION


As of June 30, 2023


Department : Department of Science and Technology (DOST)
 Agency/Entity : Philippine Council for Agriculture, Aquatic and Natural Resources Research and Development
 Operating Unit : < not applicable >
 Organization Code (UACS) : 19 011 0000000


Particulars	UACS CODE	Physical Target (Budget Year)					Physical Accomplishment (Budget Year)					Variance as of June 30, 2023	Remarks
		1st Quarter	2nd Quarter	3rd Quarter	4th Quarter	Total	1st Quarter	2nd Quarter	3rd Quarter	4th Quarter	Total		
1	2	3	4	5	6	7	8	9	10	11	12	13	14
NATIONAL AANR SECTOR R&D PROGRAM													
OO : Increased benefits to Filipinos from science-based know-how and tools for agricultural productivity in the Agriculture, Aquatic and Natural Resources (AANR) sectors													
Outcome Indicators													
1. Percentage of priorities in the Harmonized National R&D Agenda (HNRDA) addressed	3101000000000000	80%	85%	85%	90%	90% (43/48)	92% (44/48)	91% (51/56)			91% (51/56)	1%	In Q2, 51 out of 56 priority areas in the 2022-2028 HNRDA were addressed by programs/ projects supported by PCAARRD. Compared to the quarter target and 1st semestral targets of both 85%, this is equivalent to 107% accomplishment rate. Compared to the annual target of 90%, the reported accomplishment exceeded only by 1%, i.e. 91%/90%=101%. The variance was due to (1) submitted reports indicating that more than one HNRDA priorities were addressed by PCAARRD supported/monitored PAPs in the course of its implementation; and (2) the reference used during the target setting period was the 2017-2022 HNRDA which has been updated with the 2022-2028 HNRDA.
2. Number of partnerships with local (public and private) and international organizations		110	103	99	95	110	127	134			134	24	In Q2, the reported accomplishments (134) exceeded the quarter target (103) by 31 due to additional implementing partner institutions involved in existing PAPs supported and some new scholars' affiliations. Compared to both the 1st semestral and the annual target of 110, this is equivalent to an accomplishment rate of 122% (134/110).
Output Indicators													
1. Number of projects funded		173	106	230	120	519	237	211			448	(71)	In Q2, the total number of projects funded (211) is 105 higher than the quarter target (106). This is equivalent to 199% (211/106) accomplishment rate for this quarter period. Compared to the 1st semestral target (279) and the annual target (519), the reported accomplishment rate as of Q2 is equivalent to 78% (211/279) and 41% (211/519), respectively. The variance was due to availability / timely submission of documentary requirements for funding support.
2. Number of projects monitored		355	293	390	346	717	587	440			587	(130)	In Q2, the 440 projects monitored exceeded the quarter target (293) and the 1st semestral target (355) by 147 and 65, respectively while the total monitored projects for the 1st semester is 537. These recorded a 150% (440/293) accomplishment rate for this quarter period and 165% (587/355) accomplishment rate for the 1st semestral period. Compared to the annual target which was based only on ongoing and newly implemented projects in 2023, the reported accomplishment is equivalent to 52% (587/717) accomplishment rate. The variance was due to continuous monitoring of extended or completed projects with standing financial obligations or unliquidated balances and with pending completion of other documentary requirements from 2022. Note that the target set for this indicator is non-cumulative, considering that some projects are due for completion in the particular quarter period being reported.
3. Percentage of projects completed which are published		75%	80%	85%	90%	90% (218/242)	76% (36/47)	81% (67/83)			81% (67/83)	(9%)	For Q2, 67 out of 83 (81%) completed projects were reported utilized through presentation of its results in conferences, symposia, and fora. This is equivalent to

Department : Department of Science and Technology (DOST)
 Agency/Entity : Philippine Council for Agriculture, Aquatic and Natural Resources Research and Development
 Operating Unit : < not applicable >
 Organization Code (UACS) : 19 011 000000

Particulars	UACS CODE	Physical Target (Budget Year)					Physical Accomplishment (Budget Year)					Variance as of June 30, 2023	Remarks
		1st Quarter	2nd Quarter	3rd Quarter	4th Quarter	Total	1st Quarter	2nd Quarter	3rd Quarter	4th Quarter	Total		
1	2	3	4	5	6	7	8	9	10	11	12	13	14
in peer-reviewed journals, presented in national and/or international conferences, or with IP filed or approved													101% (81%/80%) accomplishment rate for both the quarter and 1st semestral targets and 90% of the annual target (81%/90%).

Prepared By:

 LILIANA S. BONDOC
 Planning Officer
 Date: 7-24-23

In coordination with:

 SUSAN L. GARCIA
 Budget Officer
 Date: 7-24-23

Approved By:

 REYNALDO V. EBORA
 Executive Director
 Date: 7-24-23

**DEPARTMENT OF SCIENCE AND TECHNOLOGY (DOST)
PHILIPPINE COUNCIL FOR AGRICULTURE, AQUATIC
AND NATURAL RESOURCES RESEARCH AND DEVELOPMENT (PCAARRD)**

**Narrative Report of Operations
For the Period April to June 2023 (Second Quarter)
January to June 2023 (First Semester)**

As of June 30, 2023 the Council's accomplishments are described below.

Outcome Indicators

Percentage of priorities in the Harmonized National R&D Agenda (HNRDA) addressed

In Q2, 51 out of 56 priority areas in the 2022-2028 HNRDA were addressed by programs/ projects supported by PCAARRD. Compared to the quarter target and 1st semestral targets of both 85%, this is equivalent to 107% accomplishment rate. Compared to the annual target of 90%, the reported accomplishment exceeded only by 1%, i.e. $91\%/90\%=101\%$. The variance was due to (1) submitted reports indicating that more than one HNRDA priorities were addressed by PCAARRD supported/monitored PAPs in the course of its implementation; and (2) the reference used during the target setting period was the 2017-2022 HNRDA which has been updated with the 2022-2028 HNRDA.

Number of partnerships with public and private stakeholders and international organizations

In Q2, the reported accomplishments (134) exceeded the quarter target (103) by 31 due to additional implementing partner institutions involved in existing PAPs supported and some new scholars' affiliations. Compared to both the 1st semestral and the annual target of 110, this is equivalent to an accomplishment rate of 122% (134/110).

Output Indicators

Number of projects funded

In Q2, the total number of projects funded (211) is 105 higher than the quarter target (106). This is equivalent to 199% (211/106) accomplishment rate for this quarter period. Compared to the 1st semestral target (279) and the annual target (519), the reported accomplishment rate as of Q2 is equivalent to 76% (211/279) and 41% (211/519), respectively. The variance was due to availability / timely submission of documentary requirements for funding support.

Number of projects monitored

In Q2, the 440 projects monitored exceeded the quarter target (293) and the 1st semestral target (355) by 147 and 85, respectively while the total monitored projects for the 1st semester is 587. These recorded a 150% (440/293) accomplishment rate for this quarter period and 165% (587/355) accomplishment rate for the 1st semestral period. Compared to the annual target which was based only on ongoing and newly implemented projects in 2023, the reported accomplishment is equivalent to 82% (587/717) accomplishment rate. The variance was due to continuous monitoring of extended or completed projects with standing financial obligations or unliquidated balances and with pending completion of other documentary requirements from 2022. Note that the target set for this indicator is non-cumulative, considering that some projects are due for completion in the particular quarter period being reported.

Percentage of projects completed which are published in peer-reviewed journals, presented in national and/or international conferences, or with IP filed or approved

For Q2, 67 out of 83 (81%) completed projects were reported utilized through presentation of its results in conferences, symposia, and fora. This is equivalent to 101% (81%/80%) accomplishment rate for both the quarter and 1st semestral targets and 90% of the annual target (81%/90%) .