

Quarterly Physical Report of Operations

As of June 30, 2021

Department: Department of Science and Technology (DOST)

Agency: Philippine Council for Agriculture, Aquatic and Natural Resources Research and Development (PCAARRD)

Operating Unit: N/A

Organization Code (UACS): 190110000000

/	Current Year Appropriations
	Supplemental Appropriations
	Continuing Appropriations
	Off-Budget Account

Particulars	UACS CODE	Physical Targets					Physical Accomplishments					Variance	Remarks
		1st Quarter	2nd Quarter	3rd Quarter	4th Quarter	TOTAL	1st Quarter	2nd Quarter	3rd Quarter	4th Quarter	TOTAL		
1	2	3	4	5	6	7= (3+4+5+6)	8	9	10	11	12= (8+9+10+11)	13 = (12-7)	14
Part A													
I. OPERATIONS													
OO: Increased benefits to Filipinos from science-based know-how and tools for agricultural productivity in the Agriculture, Aquatic and Natural Resources (AANR) sectors													
NATIONAL AANR SECTOR R&D PROGRAM													
Outcome Indicators													
1. Percentage of priorities in the Harmonized National R&D Agenda (HNRDA) addressed		80%	85%	90%	90%	90%	96%	93%			96%	6%	As of Q2, 46 out of the 48 priorities indicated in the HNRDA for AANR sector have been addressed by all programs/ projects supported and monitored by the Council. There is a 6% increase based on the annual target of 90% (43/48). It should also be noted that some projects have addressed multiple HNRDA priorities.
2. Number of partnerships with local (public and private) and international organizations		137	137	137	137	137	167	169			169	32	Several new partner institutions were engaged under the Galing-PCAARRD Program which was initiated in 2020. The reported accomplishment registered a 23% increase from the annual target (169/137=123%)

Particulars	UACS CODE	Physical Targets					Physical Accomplishments					Variance	Remarks
		1st Quarter	2nd Quarter	3rd Quarter	4th Quarter	TOTAL	1st Quarter	2nd Quarter	3rd Quarter	4th Quarter	TOTAL		
1	2	3	4	5	6	7= (3+4+5+6)	8	9	10	11	12= (8+9+10+11)	13 = (12-7)	14
Output Indicators													
1. Number of projects funded		224	105	183	70	566	196	111			307	(259)	Accomplishments in Q2 are projects targetted in Q1 & Q2 whose documentary requirements for fund release have been completed within April-June 2021 , This is 54% accomplishment rate compared to the annual target of 566 projects to be funded under Current Appropriations .
2. Number of projects monitored		545	536	545	538	750	690	601			690	(60)	The quarterly accomplishments exceeded the target set due to the extension in time of on-going projects and commencement of newly funded/ implemented projects. Programs/projects were monitored during Inception meetings, during semi-annual/annual program/project review (virtual), monitoring visits (virtual), and project renewal. Evaluation is also done in the processing of various project requests (change in implementation date, budget realignment, extension, changes in project activities). On an annual basis, the total accomplishment reported as of June 30, 2021 is still short by 60 projects for monitoring until Q4 . To date, accomplishment rate on project monitoring is 92% (690/750).

Particulars	UACS CODE	Physical Targets					Physical Accomplishments					Variance	Remarks
		1st Quarter	2nd Quarter	3rd Quarter	4th Quarter	TOTAL	1st Quarter	2nd Quarter	3rd Quarter	4th Quarter	TOTAL		
1	2	3	4	5	6	7= (3+4+5+6)	8	9	10	11	12= (8+9+10+11)	13 = (12-7)	14
3. Percentage of projects completed which are published in peer-reviewed journals, presented in national and/or international conferences, or with IP filed or approved		60%	70%	80%	90%	90%	95%	82%			89%	(1%)	In Q2, only 64 out of 78 (82%) completed projects were reported utilized in different ways. As of June 30, 2021, there are 180 projects recorded completed and 161 of which were reported by the implementers/researchers to have either been presented in various symposia, have filed IP application and/ or published IEC materials . Compared to the annual target of 90% , 98% (89%/90%) have already been achieved.

Prepared by:


LILIAN G. BONDOC
 Director

Policy Coordination & Monitoring Division

Date: 7-28-21

In coordination with:


SUSAN L. GARCIA
 Officer In-Charge
 Budget Section, Finance and Admin. Division
 Date: 7-28-21

Approved by:


REYNALDO V. EBORA
 Executive Director

Date: 7/29/21

**DEPARTMENT OF SCIENCE AND TECHNOLOGY (DOST)
PHILIPPINE COUNCIL FOR AGRICULTURE, AQUATIC
AND NATURAL RESOURCES RESEARCH AND DEVELOPMENT (PCAARRD)**

**Narrative Report of Operations
For the Period April to June 2021 (Second Quarter)
And First Semester 2021**

CURRENT APPROPRIATIONS

Detailed below are PCAARRD's accomplishments under the Department of Budget and Management (DBM) Program Expenditure Classification (PREXC) performance indicators:

Outcome Indicators

Percentage of priorities in the Harmonized National R&D Agenda (HNRDA) addressed

As of Q2, 46 out of the 48 priorities indicated in the HNRDA for AANR sector have been addressed by all programs/ projects supported and monitored by the Council. There is 6% increase based on the annual target of 90% (43/48). It should be noted that some projects have addressed multiple HNRDA priorities.

Number of partnerships with public and private stakeholders and international organizations

Several new partner institutions were engaged under the Galing PCAARRD Program which was initiated in 2020. The reported accomplishment registered a 23% increase from the annual target (169/137=123%)

Output Indicators

Number of projects funded

Accomplishments in Q2 are projects targeted in Q1 & Q2 documentary requirements for fund release have been completed within the months of April-June 2021, This is 54% accomplishment rate compared to the annual target of only 566 projects to be funded under Current Appropriations.

Number of projects monitored

The quarterly accomplishments exceeded the target set due to the extension in time of on-going projects and commencement of newly funded/ implemented projects. Programs/projects were monitored during inception meetings, during semi-annual/annual program/project review (virtual), monitoring visits (virtual), and project renewal. Evaluation is also done in the processing of various project requests (change in implementation date, budget realignment, extension, changes in project activities). On an annual basis, the total accomplishment reported as of June 30, 2021 is still short by 60 projects for monitoring until Q4. To date, accomplishment rate on project monitoring is 92% (690/750)

Percentage of projects completed which are published in peer-reviewed journals, presented in national and/or international conferences, or with IP filed or approved

In Q2, only 64 out of 78 (82%) completed projects were reported utilized in different ways. As of June 30, 2021 there are 180 projects recorded completed and 161 of which were reported by the implementers/ researchers to have either been presented in various symposia, have filed IP application and/ or published IEC materials. Compared to the annual target of 90%, 98% (89%/90%) have already been achieved.

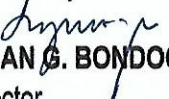
Quarterly Physical Report of Operations


As of June 30, 2021

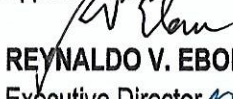
Department: Department of Science and Technology (DOST)
 Agency: Philippine Council for Agriculture, Aquatic and Natural Resources Research and Development (PCAARRD)
 Reporting Unit: N/A
 Organization Code (UACS): 190110000000

	Current Year Appropriations
	Supplemental Appropriations
/	Continuing Appropriations
	Off-Budget Account

Particulars	UACS CODE	Physical Targets					Physical Accomplishments					Variance	Remarks
		1st Quarter	2nd Quarter	3rd Quarter	4th Quarter	TOTAL	1st Quarter	2nd Quarter	3rd Quarter	4th Quarter	TOTAL		
1	2	3	4	5	6	7= (3+4+5+6)	8	9	10	11	12= (8+9+10+11)	13= (12-7)	14
A													
OPERATIONS													
DO: Increased benefits to Filipinos from science-based know-how and tools for agricultural productivity in the Agriculture, Aquatic and Natural Resources (AANR) sectors													
NATIONAL AANR SECTOR R&D PROGRAM													
Outcome Indicators													
1. Percentage of priorities in the Harmonized National R&D Agenda (HNRDA) addressed		19%	19%	19%	19%	19%	19%	19%			19%	0%	
2. Number of partnerships with local (public and private) and international organizations		10	10	10	10	10	10	10			10	0	
Output Indicators													
1. Number of projects funded		16	16	16	16	16	16	16			16	0	
2. Number of projects monitored		16	16	16	16	16	16	16			16	0	
3. Percentage of projects completed which are published in peer-reviewed journals, presented in national and/or international conferences, or with IP filed or approved		not applicable (n.a.)	n.a.	n.a.	n.a.	n.a.	n.a.	n.a.			n.a.		

Prepared by:

SUSAN L. GARCIA
 Director
 Policy Coordination & Monitoring Division
 Date: 7-28-21

In coordination with:

SUSAN L. GARCIA
 Officer In-Charge
 Budget Section, Finance and Admin. Division
 Date: 7/28/21

Approved by:

REYNALDO V. EBORA
 Executive Director
 Date: 7/29/21

DEPARTMENT OF SCIENCE AND TECHNOLOGY (DOST)
**PHILIPPINE COUNCIL FOR AGRICULTURE, AQUATIC
AND NATURAL RESOURCES RESEARCH AND DEVELOPMENT (PCAARRD)**

**Narrative Report of Operations
For the Period April to June 2021 (Second Quarter)**

2020 CONTINUING APPROPRIATIONS

The Council's accomplishments from January to March 2021 and per PREXC Performance Indicators under the 2020 Continuing Appropriations are as follows:

Outcome Indicators

Percentage of priorities in the Harmonized National R&D Agenda (HNRDA) addressed

The projects supported have addressed nine (9) or 19% out of the 48 priorities in the HNRDA for AANR sector were addressed by PCAARRD projects supported under the 2020 Continuing Appropriations, as gathered from the focused areas of concern of each project. This is a 100% accomplishment of the annual target for this performance indicator, which is also 19%.

Number of partnerships with public and private stakeholders and international organizations

There were 10 partnerships associated with the projects supported. Some of which have two or more projects being implemented.

Output Indicators

Number of projects funded

All the 16 projects originally targeted for funding in 2020 were successfully funded with the Continuing Appropriations upon completion of the documentary requirements for fund release during the first quarter period of 2021. Hence, have achieved the target 100% accomplishment rate for this performance indicator.

Number of projects monitored

Similar to the above performance indicator on number of projects funded, the number of projects monitored also achieved a 100% accomplishment rate since all the 16 projects provided with fund support from 2020 Continuing Appropriations were likewise monitored upon commencement of each inception meeting.

Percentage of projects completed which are published in peer-reviewed journals, presented in national and/or international conferences, or with IP filed or approved

This performance indicator is not applicable to the projects funded under Continuing Appropriations since there is no project due for completion this year yet.