

## For the month of January 2020

Department	: Department of Science and Technology (DOST)
Agency/Entity	: Philippine Council for Agriculture, Aquatic and Natural Resources Research and Development
Operating Unit	: < not applicable >
Organization Code	: 19 011 0000000
Fund Cluster	: 01 Regular Agency Fund

Particulars	Current Year Budget					Prior Year's Budget										Tract Liabilities					Grand Total					
	PS	MOOE	FinEx	CO	TOTAL	Prior Year's Accounts Payable					Current Year's Accounts Payable					SUB-TOTAL	Tract Liabilities				Grand Total					
						PS	MOOE	FinEx	CO	Sub-Total	PS	MOOE	FinEx	CO	Sub-Total		PS	MOOE	CO	TOTAL	PS	MOOE	FinEx	CO	TOTAL	
1	2	3	4	5	6=(2+3+4+5)	7	8	9	10	11=(7+8+9+10)	12	13	14	15	16=(12+13+14+15)	17=(11+16)	18=(6+17)	19	20	21	22=(19+20+21)	23	24	25	26	27=(23+24+25+26)
CASH DISBURSEMENTS	7,122,907.52	1,105,824.34	0.00	0.00	8,228,731.86	2,291,181.66	38,535,003.02	0.00	0.00	40,826,184.68	0.00	0.00	0.00	0.00	0.00	40,826,184.68	49,054,916.34	0.00	0.00	0.00	0.00	9,414,089.16	39,640,827.36	0.00	0.00	49,054,916.34
Notice of Cash Allocation (NCA)	7,122,907.52	1,105,824.34	0.00	0.00	8,228,731.86	2,291,181.66	38,535,003.02	0.00	0.00	40,826,184.68	0.00	0.00	0.00	0.00	0.00	40,826,184.68	49,054,916.34	0.00	0.00	0.00	0.00	9,414,089.16	39,640,827.36	0.00	0.00	49,054,916.34
MDS Checks Issued	0.00	54,340.00	0.00	0.00	54,340.00	0.00	422,451.80	0.00	0.00	422,451.80	0.00	0.00	0.00	0.00	0.00	422,451.80	476,791.80	0.00	0.00	0.00	0.00	0.00	476,791.80	0.00	0.00	476,791.80
Advice to Debit Account	7,122,907.52	1,081,484.34	0.00	0.00	8,114,391.86	2,291,181.66	38,112,551.22	0.00	0.00	40,403,732.88	0.00	0.00	0.00	0.00	0.00	40,403,732.88	48,578,124.74	0.00	0.00	0.00	0.00	9,414,089.16	39,164,035.58	0.00	0.00	48,578,124.74
Notice of Transfer Allocations (NTA)	0.00	0.00	0.00	0.00	0.00	0.00	0.00	0.00	0.00	0.00	0.00	0.00	0.00	0.00	0.00	0.00	0.00	0.00	0.00	0.00	0.00	0.00	0.00	0.00	0.00	0.00
MDS Checks Issued	0.00	0.00	0.00	0.00	0.00	0.00	0.00	0.00	0.00	0.00	0.00	0.00	0.00	0.00	0.00	0.00	0.00	0.00	0.00	0.00	0.00	0.00	0.00	0.00	0.00	0.00
Advice to Debit Account	0.00	0.00	0.00	0.00	0.00	0.00	0.00	0.00	0.00	0.00	0.00	0.00	0.00	0.00	0.00	0.00	0.00	0.00	0.00	0.00	0.00	0.00	0.00	0.00	0.00	0.00
Working Fund for FAPs	0.00	0.00	0.00	0.00	0.00	0.00	0.00	0.00	0.00	0.00	0.00	0.00	0.00	0.00	0.00	0.00	0.00	0.00	0.00	0.00	0.00	0.00	0.00	0.00	0.00	0.00
Cash Disbursement Ceiling (CDC)	0.00	0.00	0.00	0.00	0.00	0.00	0.00	0.00	0.00	0.00	0.00	0.00	0.00	0.00	0.00	0.00	0.00	0.00	0.00	0.00	0.00	0.00	0.00	0.00	0.00	0.00
TOTAL CASH DISBURSEMENTS	7,122,907.52	1,105,824.34	0.00	0.00	8,228,731.86	2,291,181.66	38,535,003.02	0.00	0.00	40,826,184.68	0.00	0.00	0.00	0.00	0.00	40,826,184.68	49,054,916.34	0.00	0.00	0.00	0.00	9,414,089.16	39,640,827.36	0.00	0.00	49,054,916.34
NON-CASH DISBURSEMENTS	0.00	0.00	0.00	0.00	0.00	925,300.87	306,520.08	0.00	0.00	1,231,820.93	0.00	0.00	0.00	0.00	0.00	1,231,820.93	1,231,820.93	0.00	0.00	0.00	0.00	925,300.87	306,520.08	0.00	0.00	1,231,820.93
Tax Remittance Advances Issued (TRA)	0.00	0.00	0.00	0.00	0.00	925,300.87	306,520.08	0.00	0.00	1,231,820.93	0.00	0.00	0.00	0.00	0.00	1,231,820.93	1,231,820.93	0.00	0.00	0.00	0.00	925,300.87	306,520.08	0.00	0.00	1,231,820.93
Non-Cash Avment Authority (NCAA)	0.00	0.00	0.00	0.00	0.00	0.00	0.00	0.00	0.00	0.00	0.00	0.00	0.00	0.00	0.00	0.00	0.00	0.00	0.00	0.00	0.00	0.00	0.00	0.00	0.00	0.00
Disbursements effected through outright deductions from claims (please specify...)	0.00	0.00	0.00	0.00	0.00	0.00	0.00	0.00	0.00	0.00	0.00	0.00	0.00	0.00	0.00	0.00	0.00	0.00	0.00	0.00	0.00	0.00	0.00	0.00	0.00	0.00
Overpayment of expenses (e.g. personnel benefits)	0.00	0.00	0.00	0.00	0.00	0.00	0.00	0.00	0.00	0.00	0.00	0.00	0.00	0.00	0.00	0.00	0.00	0.00	0.00	0.00	0.00	0.00	0.00	0.00	0.00	0.00
Restitution for loss of government property	0.00	0.00	0.00	0.00	0.00	0.00	0.00	0.00	0.00	0.00	0.00	0.00	0.00	0.00	0.00	0.00	0.00	0.00	0.00	0.00	0.00	0.00	0.00	0.00	0.00	0.00
Liquidated damages and similar claims	0.00	0.00	0.00	0.00	0.00	0.00	0.00	0.00	0.00	0.00	0.00	0.00	0.00	0.00	0.00	0.00	0.00	0.00	0.00	0.00	0.00	0.00	0.00	0.00	0.00	0.00
Others (TFF, BY7-Documentary Stamp Tax, etc.)	0.00	0.00	0.00	0.00	0.00	0.00	0.00	0.00	0.00	0.00	0.00	0.00	0.00	0.00	0.00	0.00	0.00	0.00	0.00	0.00	0.00	0.00	0.00	0.00	0.00	0.00
TOTAL NON-CASH DISBURSEMENTS	0.00	0.00	0.00	0.00	0.00	925,300.87	306,520.08	0.00	0.00	1,231,820.93	0.00	0.00	0.00	0.00	0.00	1,231,820.93	1,231,820.93	0.00	0.00	0.00	0.00	925,300.87	306,520.08	0.00	0.00	1,231,820.93
GRAND TOTAL	7,122,907.52	1,105,824.34	0.00	0.00	8,228,731.86	3,216,482.53	38,841,523.08	0.00	0.00	42,058,005.61	0.00	0.00	0.00	0.00	0.00	42,058,005.61	50,286,737.47	0.00	0.00	0.00	0.00	10,336,390.03	39,947,347.42	0.00	0.00	50,286,737.47

## SUMMARY

Particulars	Previous Report	This Month	As at Date
(1)	(2)	(3)	(4)
Total Disbursement Authorities Received	0.00	194,925,820.93	194,925,820.93
NCA	0.00	193,694,000.00	193,694,000.00
NTA	0.00	0.00	0.00
Working Fund	0.00	0.00	0.00
TRA	0.00	1,231,820.93	1,231,820.93
CDC	0.00	0.00	0.00
NCAA	0.00	0.00	0.00
Less: Notice of Transfer of Allocations (NTA)* issued	0.00	0.00	0.00
Total Disbursement Authorities Available	0.00	194,925,820.93	194,925,820.93
Less:	0.00	0.00	0.00
Lapsed NCA	0.00	0.00	0.00
Disbursements	0.00	50,286,737.47	50,286,737.47
Less: Other Non-Cash Disbursements	0.00	0.00	0.00
Disbursements affected through outright deductions from claims	0.00	0.00	0.00
Overpayment of expenses (e.g. personnel benefits)	0.00	0.00	0.00
Restitution for loss of government property	0.00	0.00	0.00
Liquidated damages and similar claims	0.00	0.00	0.00
Others (e.g. TEF, BTI, Docs Stamp, etc.)	0.00	0.00	0.00
Add/Less: Adjustments (e.g. cancelled/stated checks)	0.00	0.00	0.00
Balance of Disbursement Authorities as at date	0.00	144,639,083.46	144,639,083.46
Total Disbursements Program	0.00	371,146,000.00	371,146,000.00
Less: Actual Disbursements	0.00	50,286,737.47	50,286,737.47
(Over)/Under spending	0.00	320,859,262.53	320,859,262.53

Notes: \* The use of NTA is discouraged  
Notes: \*\* Amounts should tally with the grand total disbursement (column 27).

Certified Correct:

BOSQUE CAROLINA DE LOS TRINOS

Section Chief Accountant

Date: 04-Feb-2020

Recommending Approval:

CINCO DE METRIO MORENO

Director of Financial Management Service (FMS) or Equivalent

Date: 04-Feb-2020

Approved By \_\_\_\_\_

ERORA REYNALDO VALENCIA

EBORA RETNALEDO VALENCIA

Agency/Entity Head  
Date: 04 Feb 2020

MONTHLY REPORT OF DISBURSEMENTS  
For the month of February 2020

Department : Department of Science and Technology (DOST)  
Agency/Entity : Philippine Council for Agriculture, Aquatic and Natural Resources Research and  
Operating Unit : ~~Overseas~~  
Organization Code : 19 011 0000000  
Fund Cluster : 01 Regular Agency Fund

Particulars	Current Year Budget					Prior Year's Budget										Current Year's Accounts Payable										SUB-TOTAL					Trust Liabilities					Grand Total				
	PS	MOOE	FinEx	CO	TOTAL	PS	MOOE	FinEx	CO	Sub-Total	PS	MOOE	FinEx	CO	Sub-Total	TOTAL	PS	MOOE	CO	TOTAL	PS	MOOE	CO	TOTAL	PS	MOOE	FinEx	CO	TOTAL											
	2	3	4	5	6=(2+3+4+5)	7	8	9	10	11=(7+8+9+10)	12	13	14	15	16=(12+13+14+15)	17=(1+16)	18=(6+17)	19	20	21	22=(19+20+21)	23	24	25	26	27=(23+24+25+26)														
CASH DISBURSEMENTS	9,610,180.78	7,445,110.07	0.00	0.00	17,055,290.85	147,042.44	63,820,763.91	0.00	222,745.37	64,190,551.32	3,582,111.80	8,017,668.52	0.00	0.00	11,599,780.32	75,790,331.64	92,845,622.49	0.00	3,179,983.40	0.00	3,179,983.40	13,335,933.02	82,463,525.50	0.00	222,745.37	96,029,605.99														
Notice of Cash Allocation (NCA)	9,610,180.78	7,445,110.07	0.00	0.00	17,055,290.85	147,042.44	63,820,763.91	0.00	222,745.37	64,190,551.32	3,582,111.80	8,017,668.52	0.00	0.00	11,599,780.32	75,790,331.64	92,845,622.49	0.00	3,179,983.40	0.00	3,179,983.40	13,335,933.02	82,463,525.50	0.00	222,745.37	96,029,605.99														
MDS Checks Issued	0.00	121,233.00	0.00	0.00	121,233.00	0.00	0.00	0.00	0.00	0.00	0.00	0.00	0.00	0.00	0.00	0.00	121,233.00	0.00	444,282.00	0.00	444,282.00	0.00	565,515.00	0.00	0.00	565,515.00														
Advice to Debit Account	9,610,180.78	7,323,877.07	0.00	0.00	16,934,057.85	147,042.44	63,820,763.91	0.00	222,745.37	64,190,551.32	3,582,111.80	8,017,668.52	0.00	0.00	11,599,780.32	75,790,331.64	92,724,369.49	0.00	2,735,701.40	0.00	2,735,701.40	13,335,933.02	81,899,010.50	0.00	222,745.37	95,480,060.88														
Notice of Transfer Allocations (NTA)	0.00	0.00	0.00	0.00	0.00	0.00	0.00	0.00	0.00	0.00	0.00	0.00	0.00	0.00	0.00	0.00	0.00	0.00	0.00	0.00	0.00	0.00	0.00	0.00	0.00	0.00	0.00													
MDS Checks Issued	0.00	0.00	0.00	0.00	0.00	0.00	0.00	0.00	0.00	0.00	0.00	0.00	0.00	0.00	0.00	0.00	0.00	0.00	0.00	0.00	0.00	0.00	0.00	0.00	0.00	0.00	0.00													
Advice to Debit Account	0.00	0.00	0.00	0.00	0.00	0.00	0.00	0.00	0.00	0.00	0.00	0.00	0.00	0.00	0.00	0.00	0.00	0.00	0.00	0.00	0.00	0.00	0.00	0.00	0.00	0.00	0.00													
Working Fund for FAPs	0.00	0.00	0.00	0.00	0.00	0.00	0.00	0.00	0.00	0.00	0.00	0.00	0.00	0.00	0.00	0.00	0.00	0.00	0.00	0.00	0.00	0.00	0.00	0.00	0.00	0.00	0.00													
Cash Disbursement Ceiling (CDC)	0.00	0.00	0.00	0.00	0.00	0.00	0.00	0.00	0.00	0.00	0.00	0.00	0.00	0.00	0.00	0.00	0.00	0.00	0.00	0.00	0.00	0.00	0.00	0.00	0.00	0.00	0.00													
TOTAL CASH DISBURSEMENTS	9,610,180.78	7,445,110.07	0.00	0.00	17,055,290.85	147,042.44	63,820,763.91	0.00	222,745.37	64,190,551.32	3,582,111.80	8,017,668.52	0.00	0.00	11,599,780.32	75,790,331.64	92,845,622.49	0.00	3,179,983.40	0.00	3,179,983.40	13,335,933.02	82,463,525.50	0.00	222,745.37	96,029,605.99														
NON-CASH DISBURSEMENTS	0.00	0.00	0.00	0.00	0.00	0.00	153,901.57	0.00	0.00	153,901.57	770,936.85	22,286.91	0.00	0.00	793,223.76	947,125.73	947,125.73	0.00	0.00	0.00	0.00	770,936.85	176,186.88	0.00	0.00	947,125.73														
Tax Remittance Advices Issued (TRA)	0.00	0.00	0.00	0.00	0.00	0.00	153,901.57	0.00	0.00	153,901.57	770,936.85	22,286.91	0.00	0.00	793,223.76	947,125.73	947,125.73	0.00	0.00	0.00	0.00	770,936.85	176,186.88	0.00	0.00	947,125.73														
Non-Cash Availment Authority (NCAA)	0.00	0.00	0.00	0.00	0.00	0.00	0.00	0.00	0.00	0.00	0.00	0.00	0.00	0.00	0.00	0.00	0.00	0.00	0.00	0.00	0.00	0.00	0.00	0.00	0.00	0.00	0.00													
Disbursements effected through outright deductions from claims (please specify...)	0.00	0.00	0.00	0.00	0.00	0.00	0.00	0.00	0.00	0.00	0.00	0.00	0.00	0.00	0.00	0.00	0.00	0.00	0.00	0.00	0.00	0.00	0.00	0.00	0.00	0.00	0.00													
Overpayment of expenses (e.g. personnel benefits)	0.00	0.00	0.00	0.00	0.00	0.00	0.00	0.00	0.00	0.00	0.00	0.00	0.00	0.00	0.00	0.00	0.00	0.00	0.00	0.00	0.00	0.00	0.00	0.00	0.00	0.00	0.00													
Restitution for loss of government property	0.00	0.00	0.00	0.00	0.00	0.00	0.00	0.00	0.00	0.00	0.00	0.00	0.00	0.00	0.00	0.00	0.00	0.00	0.00	0.00	0.00	0.00	0.00	0.00	0.00	0.00	0.00													
Liquidated damages and similar claims	0.00	0.00	0.00	0.00	0.00	0.00	0.00	0.00	0.00	0.00	0.00	0.00	0.00	0.00	0.00	0.00	0.00	0.00	0.00	0.00	0.00	0.00	0.00	0.00	0.00	0.00	0.00													
Others (TEF, BTr, Documentary Stamp Tax, etc.)	0.00	0.00	0.00	0.00	0.00	0.00	0.00	0.00	0.00	0.00	0.00	0.00	0.00	0.00	0.00	0.00	0.00	0.00	0.00	0.00	0.00	0.00	0.00	0.00	0.00	0.00	0.00													
TOTAL NON-CASH DISBURSEMENTS	0.00	0.00	0.00	0.00	0.00	0.00	153,901.57	0.00	0.00	153,901.57	770,936.85	22,286.91	0.00	0.00	793,223.76	947,125.73	947,125.73	0.00	0.00	0.00	0.00	770,936.85	176,186.88	0.00	0.00	947,125.73														
GRAND TOTAL	9,610,180.78	7,445,110.07	0.00	0.00	17,055,290.85	147,042.44	63,974,665.48	0.00	222,745.37	64,344,453.29	4,353,048.65	8,039,955.43	0.00	0.00	12,393,004.08	76,737,457.37	93,792,748.22	0.00	3,179,983.40	0.00	3,179,983.40	14,110,271.87	82,639,714.38	0.00	222,745.37	96,672,731.62														

SUMMARY

Particulars	Previous Report	This Month	As at Date
(1)	(2)	(3)	(4)
Total Disbursement Authorities Received	194,925,820.93	77,825,461.73	272,551,282.66
NCA	193,694,000.00	76,678,338.00	270,372,338.00
NTA	0.00	0.00	0.00
Working Fund	0.00	0.00	0.00
TRA	1,231,820.93	947,125.73	2,179,946.66
CDC	0.00	0.00	0.00
NCAA	0.00	0.00	0.00
Less: Notice of Transfer of Allocations (NTA)* issued	0.00	0.00	0.00
Total Disbursement Authorities Available	194,925,820.93	77,825,461.73	272,551,282.66
Less:	0.00	0.00	0.00
Lapsed NCA	0.00	0.00	0.00
Disbursements	60,286,737.47	96,972,731.62	147,259,469.09
Less: Other Non-Cash Disbursements	0.00	0.00	0.00
Disbursements effected through outright deductions from claims	0.00	0.00	0.00
Overpayment of expenses (e.g. personnel benefits)	0.00	0.00	0.00
Restitution for loss of government property	0.00	0.00	0.00
Liquidated damages and similar claims	0.00	0.00	0.00
Others (e.g. TEF, BTr, Does Stamp, etc.)	0.00	0.00	0.00
Add/Less: Adjustments (e.g. cancelled/dated checks)	0.00	0.00	0.00
Balance of Disbursement Authorities as at date	144,639,083.46	(19,347,269.89)	125,291,813.57
Total Disbursements Program	371,146,000.00	220,876,338.00	592,022,338.00
Less: *Actual Disbursements	60,286,737.47	96,972,731.62	147,259,469.09
(Over)/Under spending	320,859,262.53	123,903,606.38	444,762,868.91

Notes: \* The use of NTA is discouraged  
Notes: \*\* Amounts should tally with the grand total disbursement (column 27).


Certified Correct:

  
BOSQUE CAROLINA DE LOS TRINOS  
Section Chief Accountant  
Date: 04-Mar-2020

Recommended Approval:

  
CINCO DEMETRIO MORENO  
Director of Financial Management Service (FMS) or Equivalent  
Date: 04-Mar-2020

Approved By:

  
EBOR REYNALDO VALENCIA  
Agency/Entity Head or Authorized Representative  
Date: 04-Mar-2020



MONTHLY REPORT OF DISBURSEMENTS  
For the month of March 2020

Department : Department of Science and Technology (DOST)  
Agency/Entity : Philippine Council for Agriculture, Aquatic and Natural Resources Research and Development  
Operating Unit : Bureau of Agricultural Research  
Organization Code : 19 011 0000000  
Fund Cluster : 01 Regular Agency Fund


Particulars	Current Year Budget					Prior Year's Budget											Current Year's Accounts Payable					TOTAL	SUB-TOTAL	True Liabilities				Grand Total				
	PS	MOOE	FinEx	CO	TOTAL	Prior Year's Accounts Payable					Current Year's Accounts Payable					TOTAL	SUB-TOTAL	PS	MOOE	CO	TOTAL			PS	MOOE	FinEx	CO	TOTAL				
						7	8	9	10	11(7+8+9+10)	12	13	14	15	16(12+13+14+15)							17(11+16)							18(6+17)	19	20	21
CASH DISBURSEMENTS	16,516,503.93	5,020,771.48	0.00	0.00	21,537,275.41	0.00	28,739,240.13	0.00	0.00	28,739,240.13	2,725,061.74	102,451,616.13	0.00	0.00	105,176,677.88	133,915,918.02	155,453,193.43	0.00	2,981,691.08	0.00	2,981,691.08	19,241,665.67	139,193,318.84	0.00	0.00	158,434,884.51						
Notice of Cash Allocation (NCA)	16,516,503.93	5,020,771.48	0.00	0.00	21,537,275.41	0.00	28,739,240.13	0.00	0.00	28,739,240.13	2,725,061.74	102,451,616.13	0.00	0.00	105,176,677.88	133,915,918.02	155,453,193.43	0.00	2,981,691.08	0.00	2,981,691.08	19,241,665.67	139,193,318.84	0.00	0.00	158,434,884.51						
MDS Checks Issued	0.00	176,872.51	0.00	0.00	176,872.51	0.00	0.00	0.00	0.00	0.00	3,281.25	0.00	0.00	3,281.25	64,923.38	0.00	244,879.14	0.00	0.00	0.00	0.00	244,879.14	0.00	0.00	244,879.14							
Advice to Debit Account	16,516,503.93	4,844,098.97	0.00	0.00	21,360,602.95	0.00	28,739,240.13	0.00	0.00	28,739,240.13	2,725,061.74	102,448,334.05	0.00	0.00	105,173,396.64	133,912,636.77	155,273,239.67	0.00	2,916,769.70	0.00	2,916,769.70	19,241,665.67	138,940,439.70	0.00	0.00	158,190,055.37						
Notice of Transfer Allocations (NTA)	0.00	0.00	0.00	0.00	0.00	0.00	0.00	0.00	0.00	0.00	0.00	0.00	0.00	0.00	0.00	0.00	0.00	0.00	0.00	0.00	0.00	0.00	0.00	0.00	0.00	0.00						
MDS Checks Issued	0.00	0.00	0.00	0.00	0.00	0.00	0.00	0.00	0.00	0.00	0.00	0.00	0.00	0.00	0.00	0.00	0.00	0.00	0.00	0.00	0.00	0.00	0.00	0.00	0.00	0.00						
Advice to Debit Account	0.00	0.00	0.00	0.00	0.00	0.00	0.00	0.00	0.00	0.00	0.00	0.00	0.00	0.00	0.00	0.00	0.00	0.00	0.00	0.00	0.00	0.00	0.00	0.00	0.00	0.00						
Working Fund for FAPs	0.00	0.00	0.00	0.00	0.00	0.00	0.00	0.00	0.00	0.00	0.00	0.00	0.00	0.00	0.00	0.00	0.00	0.00	0.00	0.00	0.00	0.00	0.00	0.00	0.00	0.00						
Cash Disbursement Ceiling (CDC)	0.00	0.00	0.00	0.00	0.00	0.00	0.00	0.00	0.00	0.00	0.00	0.00	0.00	0.00	0.00	0.00	0.00	0.00	0.00	0.00	0.00	0.00	0.00	0.00	0.00	0.00						
TOTAL CASH DISBURSEMENTS	16,516,503.93	5,020,771.48	0.00	0.00	21,537,275.41	0.00	28,739,240.13	0.00	0.00	28,739,240.13	2,725,061.74	102,451,616.13	0.00	0.00	105,176,677.88	133,915,918.02	155,453,193.43	0.00	2,981,691.08	0.00	2,981,691.08	19,241,665.67	139,193,318.84	0.00	0.00	158,434,884.51						
NON-CASH DISBURSEMENTS	0.00	0.00	0.00	0.00	0.00	0.00	70,571.70	0.00	12,608.23	83,179.93	918,562.00	126,158.64	0.00	0.00	1,044,720.54	1,127,900.47	1,127,900.47	0.00	0.00	0.00	0.00	918,562.00	196,730.24	0.00	12,608.23	1,127,900.47						
Tax Remittance Advances Issued (TRA)	0.00	0.00	0.00	0.00	0.00	0.00	70,571.70	0.00	12,608.23	83,179.93	918,562.00	126,158.64	0.00	0.00	1,044,720.54	1,127,900.47	1,127,900.47	0.00	0.00	0.00	0.00	918,562.00	196,730.24	0.00	12,608.23	1,127,900.47						
Non-Cash Availment Authority (NCAA)	0.00	0.00	0.00	0.00	0.00	0.00	0.00	0.00	0.00	0.00	0.00	0.00	0.00	0.00	0.00	0.00	0.00	0.00	0.00	0.00	0.00	0.00	0.00	0.00	0.00	0.00						
Disbursements effected through outright deductions from claims (please specify...)	0.00	0.00	0.00	0.00	0.00	0.00	0.00	0.00	0.00	0.00	0.00	0.00	0.00	0.00	0.00	0.00	0.00	0.00	0.00	0.00	0.00	0.00	0.00	0.00	0.00	0.00						
Overpayment of expenses (e.g. personnel benefits)	0.00	0.00	0.00	0.00	0.00	0.00	0.00	0.00	0.00	0.00	0.00	0.00	0.00	0.00	0.00	0.00	0.00	0.00	0.00	0.00	0.00	0.00	0.00	0.00	0.00	0.00						
Restitution for loss of government property	0.00	0.00	0.00	0.00	0.00	0.00	0.00	0.00	0.00	0.00	0.00	0.00	0.00	0.00	0.00	0.00	0.00	0.00	0.00	0.00	0.00	0.00	0.00	0.00	0.00	0.00						
Liquidated damages and similar claims	0.00	0.00	0.00	0.00	0.00	0.00	0.00	0.00	0.00	0.00	0.00	0.00	0.00	0.00	0.00	0.00	0.00	0.00	0.00	0.00	0.00	0.00	0.00	0.00	0.00	0.00						
Others (TFF, BT, Documentary Stamp Tax, etc.)	0.00	0.00	0.00	0.00	0.00	0.00	0.00	0.00	0.00	0.00	0.00	0.00	0.00	0.00	0.00	0.00	0.00	0.00	0.00	0.00	0.00	0.00	0.00	0.00	0.00	0.00						
TOTAL NON-CASH DISBURSEMENTS	0.00	0.00	0.00	0.00	0.00	0.00	70,571.70	0.00	12,608.23	83,179.93	918,562.00	126,158.64	0.00	0.00	1,044,720.54	1,127,900.47	1,127,900.47	0.00	0.00	0.00	0.00	918,562.00	196,730.24	0.00	12,608.23	1,127,900.47						
GRAND TOTAL	16,516,503.93	5,020,771.48	0.00	0.00	21,537,275.41	0.00	28,809,811.83	0.00	12,608.23	28,822,420.06	3,643,623.74	102,577,774.69	0.00	0.00	106,221,395.43	135,043,818.49	156,581,093.90	0.00	2,981,691.08	0.00	2,981,691.08	20,160,127.87	139,390,049.08	0.00	12,608.23	159,562,764.05						

SUMMARY


Particulars (1)	Previous Report (2)	This Month (3)	As at Date (4)
Total Disbursement Authorities Received	272,551,282.66	46,489,900.47	319,041,183.13
NCA	270,372,336.00	45,362,000.00	315,734,336.00
NTA	0.00	0.00	0.00
Working Fund	0.00	0.00	0.00
TRA	2,178,946.66	1,127,900.47	3,305,847.13
CDC	0.00	0.00	0.00
NCAA	0.00	0.00	0.00
Less: Notice of Transfer of Allocations (NTA) Issued	0.00	0.00	0.00
Total Disbursement Authorities Available	272,551,282.66	46,489,900.47	319,041,183.13
Less:	0.00	0.00	0.00
Lapsed NCA	0.00	0.00	0.00
Disbursements	147,259,469.09	159,562,764.68	306,822,234.07
Less: Other Non-Cash Disbursements	0.00	0.00	0.00
Disbursements effected through outright deductions from claims	0.00	0.00	0.00
Overpayment of expenses (e.g. personnel benefits)	0.00	0.00	0.00
Restitution for loss of government property	0.00	0.00	0.00
Liquidated damages and similar claims	0.00	0.00	0.00
Others (e.g. TFF, BT, Docs Stamp, etc.)	0.00	0.00	0.00
Add/Less: Adjustments (e.g. cancelled/detained checks)	0.00	0.00	0.00
Balance of Disbursement Authorities as at date	125,291,813.57	(113,072,864.51)	12,218,929.08
Total Disbursements Program	592,022,336.00	186,557,000.00	780,579,336.00
Less: Actual Disbursements	147,259,469.09	159,562,764.68	306,822,234.07
(Over)/Under spending	444,762,866.91	28,994,215.02	473,757,081.93

Notes: \* The use of NTA is discouraged  
Notes: \*\* Amounts should tally with the grand total disbursement (column 27).


Certified Correct:

  
CAROLINA DELOS TRINOS BOSQUE  
Section Chief Accountant  
Date: 2020-04-20 13:28:54.0

Recommending Approval:

  
DEMETRIO MARINO CINCO  
Chief Administrative Officer  
Date: 2020-04-20 13:33:05.0

Approved:

  
REYNALDO VALENCIA EBORA  
Agency Head  
Date: 2020-04-20 14:09: